

Traba

INTERNATIONAL DOOR



PRODUCT GUIDE



Traba

INTERNATIONAL DOOR

CLASSIC & WOOD SERIES DOORS INFLUENCED BY THE WORLD...

Traba is pleased to present an international line of doors infused with historic design and hand crafted with a rich blend of materials. Everything from the doors core construction to its beautiful finish is completed with relentless attention to detail ensuring every door is as strong as it is beautiful. More than just a brand, Traba retains old world craftsmanship with unmatched value.

Traba Classic Series doors feature a unique 1 ½" solid wood edge along the top and sides; plus a 4" solid wood bottom rail. The deeper edges make the door capable of accepting longer screws while also providing extra room to customize for a special floor treatment or tight space. The stiles are 5" wide adding flexibility to incorporate an oversized lockset. A one piece veneer finish eliminates seams that appear over time in normal stile and rail constructed doors.

Door manufacturing has changed dramatically offering exciting new options in material assembly, design and finishing. The following pages illustrate a variety of designs striking a delicate balance between science and art.

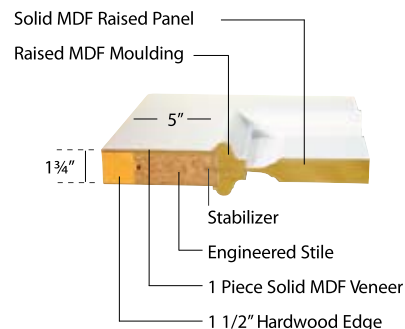
The Classic Series Doors

Traba has combined the knowledge of traditional door craftsmanship with new material technology to create their Classic Series Doors. These doors reflect international design influence with today's environmentally friendly technology. All Classic Series Doors are constructed using MDF (medium density fiberboard) - constructed from wood industry bi-products which resists the shrinkage and expansion that leads to cracks and warping inherent in solid wood door construction.

On our Classic Series Doors the "one sheet construction method" sets us apart from the competition. This method offers a continuous sheet over the face of the door thus effectively eliminating any chance of stile and rail separation common in most other types of door construction. This method allows superior finish ability with far fewer coats of material thus greatly reducing your painting costs.

Classic Series Features & Benefits:

- Hand built construction for an architecturally correct raised panel & raised moulding design feature at a much better value than a typical wood door.
- 1 3/4" solid core door provides a much quieter environment than lighter weight hollow core doors.
- "Seamless Construction." One piece solid MDF veneer to eliminate seam separation typical in stile and rail construction.
- 1 1/2" finger joint pine edge along the top rail and stiles and full 4" solid wood edge at the bottom rail. This feature allows for jobsite trimming on all sides for a custom fit.
- Premium oil based primer is standard.
- Environmental friendly materials.
- No warping, cracking or seam separations.





MONTEREY

Traba's Monterey Classic series features a variety of inspired designs. Crisp, geometric construction with recessed panels hint at a Modernist-Contemporary style. These types of square, recessed panels are also considered traditional American Farmhouse Architecture.



M1



M2




M3



M4





MA3



Traba
INTERNATIONAL DOOR

www.TiDoor.com

4



LAGUNA

The subtle yet continuous arch of this series demonstrate a rich history of French inspired architecture. European influence blends formal and casual style giving the Laguna door series unique versatility in accessorizing your home.



L1



L2



L3





L4



Traba
INTERNATIONAL DOOR

www.TiDoor.com

6



SAVANNAH

Traba's Savannah Classic Series features colonial inspired designs with softly sweeping bows at the tops of the doors and a variety of recessed panels. Savannah interior doors will compliment your home with timeless traditional style accentuating grace and elegance.



S1



S2



S3





S4



www.TiDoor.com

INTERNATIONAL DOOR
Traba
INTERNATIONAL DOOR



NEWPORT

The grand radius arches of the Newport Classic Series are reminiscent of the Roman and Florentine Renaissance. This series highlights full radius arch designs, recessed panels and raised moulding adding a strong sense of grandeur and sophistication to your home.



N1



N2



N3





N4



Traba
INTERNATIONAL DOOR

www.TiDoor.com

10

BEL-AIRE

A romantic design series that draws upon Victorian Era architecture for its elegance. The Bel-Aire Classic Series showcases two distinct doors which compliment a broad range of styles from contemporary to art deco. Bel-Aire doors feature raised moulding and recessed panels for long lasting beauty.



B2



B3



PASADENA

The Pasadena Series offers sharp, geometric lines. The clean, craftsmen or contemporary look of these doors compliment a symmetrical style of architecture that maintains the look and feel.



P1



P2



Pasadena Door Construction

Premium MDF Construction

Smoother Surface for Paint

No Shrinking or Expanding Panels



1/2" MDF Panel for Lower Sound Transmission

MDF More Stable Than Wood

Wood Edge Insert for Superior Machining and Greater Screw Retention

www.TiDoor.com

12

Enironmentally Friendly Manufacturing

While the value of the engineered core is reflected in the superior strength and stability of the door, our real value is in the savings for the environment. Our engineered products are constructed of recycled industry bi-product which reflects our commitment to naturally sustainable construction and our environment. We are committed to improving the environment around us and we welcome any opportunity to contribute or participate in environmentally friendly projects focused on the sustainability of the resources around us.



Our direct influence and participation in our facilities allow us the ability to control the adhesives and products we use and therefore reduce the quantity of indoor air contaminants.

Fire Door Offering



Traba offers fire doors with 20,45,60,90 minute capabilities. This ensures that you will never need to sacrifice design and style when fire doors are required for your building project.

Traba meets or exceeds the 20 minute certification in accordance with UL burn and positive pressure requirements (UL 10c and ASTM E2074-00) on every door in our line. 45, 60 and 90 minute doors are also available as a special order item for each of our doors.




Please check the Traba website for full fire door capabilities: www.TiDoor.com



The Wood Series Doors

For generations Traba's craftsmen have utilized the strength and timelessness of timber for building the perfect door. Traba doors are carefully constructed in classic stile and rail tradition with hand selected veneers of the finest wood. The Alder doors are designed to match the interior style and look of any home. Our Cherry doors display an unusual richness in color and texture. Traba understands the beneficial beauty and quality of real wood. This ensures durability, as well as longevity. In fact, the true nature of timber is no secret to the craftsmen at Traba.

The Latin word for timber is....
Traba.



CHEYENNE

Constructed with Premium Northwest American Alder. The knot structure of this wood specie is desired for its detail and beauty. The Cheyenne Series features a unique hip raise and detailed moulding.



Knot structure will vary from door to door



Knot structure will vary from door to door

Arch Top Panel in Knotty Alder

Square Top Panel in Knotty Alder

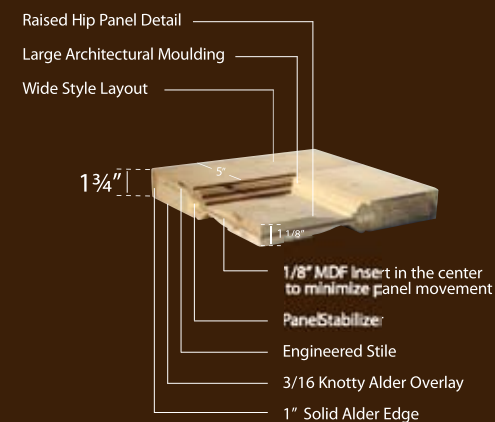
www.TiDoor.com

Note, that all Traba wood doors are shipped unfinished.



Traba
INTERNATIONAL DOOR

Cheyenne Door Construction



Size:

Widths:

1'6", 1'8", 1'10", 2'0", 2'2"
2'4", 2'6", 2'8", 2'10", 3'0"
6'8", 7'0", 8'0"

Height:

SEDONA

The Sedona Series is constructed with Premium Northwest American Alder. The rustic look of this door style is desired for its detail and natural beauty. The richness of the Alder and detailed moulding accentuate a more rustic design.



Knot structure will vary from door to door

Arch Top Panel in Knotty Alder

www.TiDoor.com



Knot structure will vary from door to door

Square Top Panel in Knotty Alder

Note: that all Traba wood doors are shipped unfinished.



Traba
INTERNATIONAL DOOR

Sedona Door Construction

Solid MDF Raised Panel
with Alder Veneer

Large Panel Detail to fit
Southwest Architecture

Southwest Architecture Moulding

1 3/8"
or
1 3/4"



Alder Veneer

Engineered Stile

Solid Alder Edge

Size:

Widths:

1'6", 1'8", 1'10", 2'0", 2'2"
2'4", 2'6", 2'8", 2'10", 3'0"

Height:

6'8", 7'0", 8'0"

ZUNI

The unique panels featured in Traba's Zuni Series are infused with Tuscan design. Much like the designs of the Italian Renaissance, the aesthetic derived in this series is simple but maintains elegance. The Zuni series is carefully constructed of Premium Northwest American Alder.



Knot structure will vary from door to door



Knot structure will vary from door to door

Arch Top Panel in Knotty Alder

Square Top Panel in Knotty Alder

www.TiDoor.com


Note: that all Traba wood doors are shipped unfinished.



Zuni Door Construction

Solid MDF Stiles and Raised Panel with Alder Veneer

Solid Top Rail, this feature will allow you to radius top of door



Size:

Widths: 1'6", 1'8", 1'10", 2'0", 2'2"
2'4", 2'6", 2'8", 2'10", 3'0"
Height: 6'8", 7'0", 8'0"

SERENGETI



Arch Top Panel in African Cherry

Traba's Serengeti Series is fashioned in African Cherry, also called Macore. This beautiful specie of wood shares light blush to deep red tones, dark red growth lines, and small pores common to the cherry. Macore has long been sought out for its rich and elegant appearance to be used in the production of furniture and custom wood inlays in high-end design. The stunning attributes of the Serengeti door make a grand entrance to any room.

Serengeti Door Construction

Solid MDF Raised Panel with African Cherry (Macore) Veneer

Large Panel Detail

Cove Moulding

1 3/8"
or
1 3/4"



African Cherry Veneer

Solid African Cherry (Macore)

Size:

Widths: 1'6", 1'8", 1'10", 2'0", 2'2"
2'4", 2'6", 2'8", 2'10", 3'0"

Height:

6'8", 7'0", 8'0"



Traba
INTERNATIONAL DOOR



www.TiDoor.com

Pictured is Classic Series Monterey M1





Pictured is Zuni in Knotty Alder Arch Top Panel

www.TiDoor.com



MDF CLASSIC SERIES LIMITED LIFETIME WARRANTY

A limited lifetime warranty is provided on all the Classic Series of MDF Interior doors offered by Traba International Corporation. The limited lifetime warranty is offered as long as the MDF Interior door is in its originally installed location. The limited lifetime warranty covers all the Classic Series of MDF interior doors against warping, cracking and splitting. The limited lifetime warranty does not cover any damage caused by cuts, abrasions or scratches on the surface of the Classic Series MDF interior doors. The Limited Lifetime Warranty excludes any doors used for the purpose of an exterior application. Only an authorized Traba International Corporation representative may give written consent to replace any of the Classic Series of MDF Doors.

LIMITATIONS AND EXCLUSIONS

- Priming of Traba Doors must be applied on all six sides (top, bottom, edges, front & back) within 72 hours. Failure to prime all six sides within 72 hours will void the limited lifetime warranty.
- Limited lifetime warranty pertains to doors for interior use only. If used for exterior applications, the limited lifetime warranty is void.
- Normal wear and tear including wear-through of the finish or deterioration for reasons other than materials and workmanship of the door itself.
- Abusive handling.
- Doors left sealed/unfinished at the job site, exposed to the elements.
- Appearance caused by failure to follow recommended handling, and finishing guidelines is not covered by this warranty.
- The appearance of field finished doors is not warranted in any event.
- Natural variation in the color or texture of wood not considered being a defect.
- Warp is not considered a defect unless it exceeds 1/4" in the plane of the door itself. "Warp" is any distortion in the wood itself and does not refer to the relationship of the door to the frame or jamb in which it is hung. The term "warp" shall include bow, cup and twist. For doors larger than 3/0 x 7/0, warp shall not exceed 3/8" in the plane of the door itself.
- If warranted door(s) are found to contain defects stated, the manufacturer may, at its option, either:
 - Repair the door(s) without charge.
 - Replace the door(s) without charge, in the same stage of fitting and/or finishing as was originally supplied.

WOOD SERIES 10 YEAR LIMITED WARRANTY

Traba International, Inc. warrants the Wood Door Collection for the period of (10) years from date of shipment to be free of defects in material or workmanship that would cause the door to be unfit or unserviceable for the recommended use. The recommended use for these doors is for interior applications only. The use of these doors in exterior applications voids the warranty. This warranty applies to the original purchaser only and is non-transferable. This warranty applies only to doors installed in their original location.

WHAT THE WARRANTY COVERS

- Delaminating of veneer
- Excessive splitting (1/8" or more)
- Warping (For doors 84" or smaller, any warping exceeding 1/4 inch in the plane of the door itself.)
- Warping (For doors 96" or smaller, any warping exceeding 3/8 inch in the plane of the door itself.)

WHAT THE WARRANTY DOES NOT COVER

- Naturally occurring variations in the wood color or texture.
- Damage caused by improper sealing of the door (All doors should be sealed upon delivery to jobsite).
- Warping (For doors 84" or smaller, any warping less than 1/4 inch in the plane of the door itself.)
- Warping (For doors 96" or smaller, any warping less than 3/8 inch in the plane of the door itself.)
- Excessive warping caused by storing the door on an out of level surface.
- Damage caused by improper handling or jobsite storage that exposes the door to the sun or any moisture.

CUSTOM DOOR OPTIONS & REFERENCE GUIDE

MDF CLASSIC SERIES

Size Available:

Widths: 1'6", 1'8", 1'10", 2'0", 2'2"
2'4", 2'6", 2'8", 2'10", 3'0"

Height: 6'8", 7'0", 8'0"

Thickness: 1 3/4"

* 4 Panel Doors Will Have Smaller Styles On 2'0" Widths



Fire Door Offering



Half Round Top Option

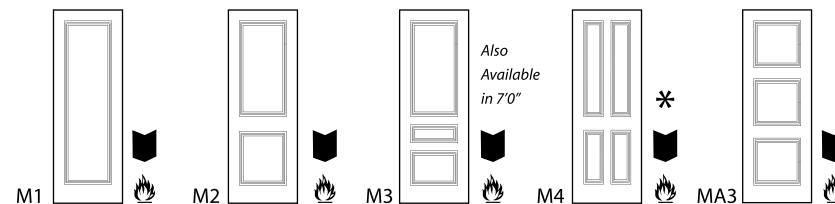


Closet Door Option

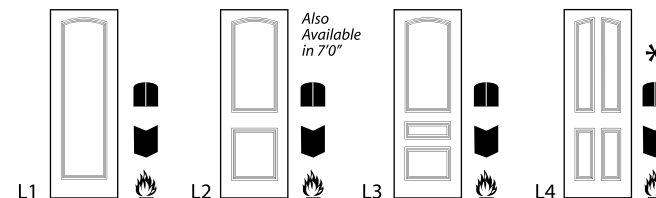


Common Arch Pair Option

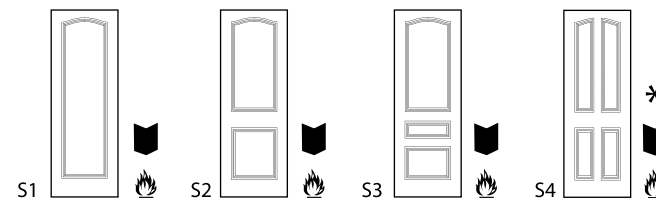
MONTEREY



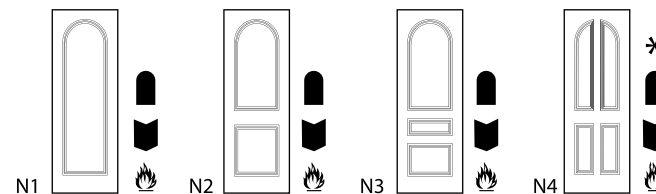
LAGUNA



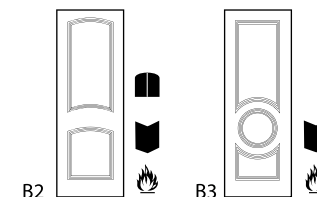
SAVANNAH



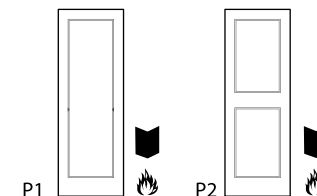
NEWPORT



BEL-AIRE




PASADENA

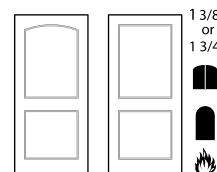


WOOD SERIES

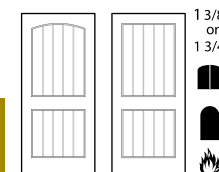
CHEYENNE



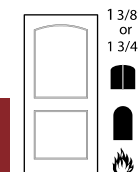
SEDONA



ZUNI



SERENGETI





Authorized Distributor

TRABA INTERNATIONAL CORPORATION - Irvine, California (888) 984-3667 - www.TIDoor.com